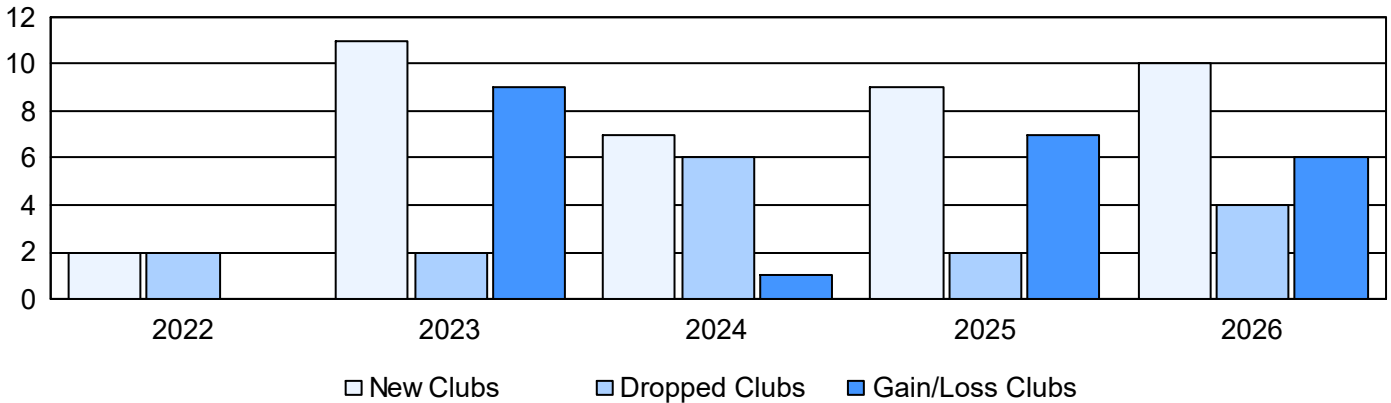
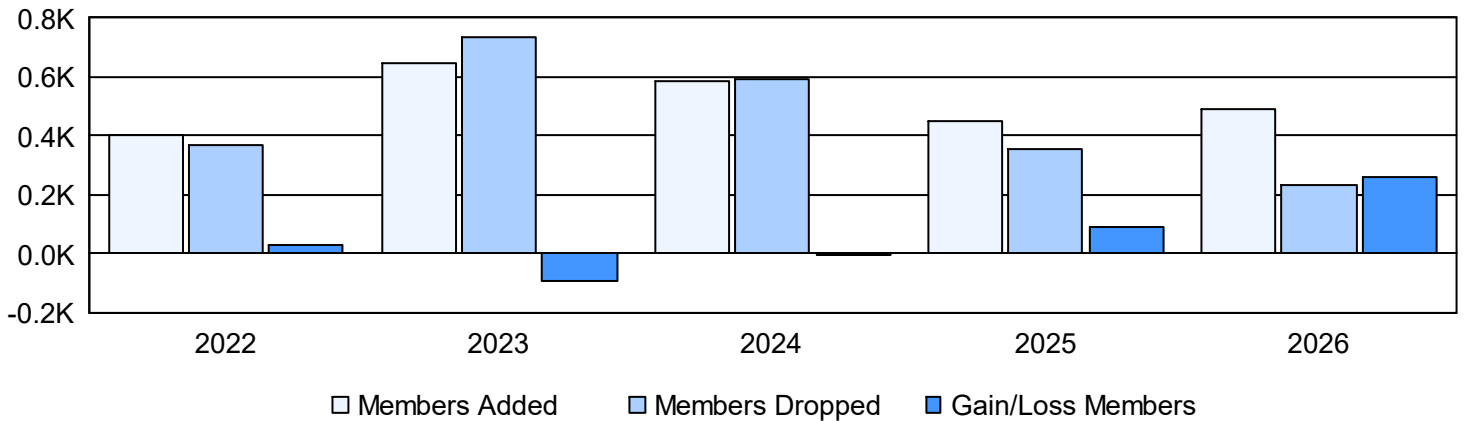


Year	New Clubs	Dropped Clubs	Gain/ Loss Clubs	New Members	Charter Members	Reinstate Members	Transfer Members	Total Member Added	Total Members Dropped	Gain/ Loss Members
2021-2022	2	2	0	272	83	42	4	401	372	29
2022-2023	11	2	9	220	268	152	8	648	738	-90
2023-2024	7	6	1	282	196	98	10	586	592	-6
2024-2025	9	2	7	183	197	61	6	447	354	93
2025-2026	10	4	6	266	208	13	5	492	235	257
Average	8	3	5	245	190	73	7	515	458	57

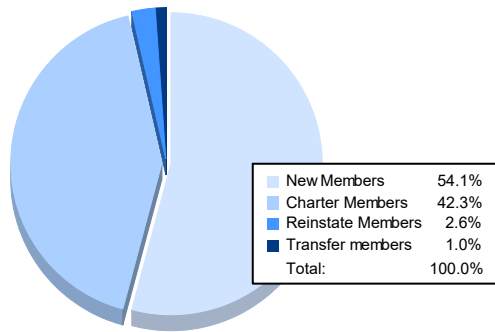
Clubs



Members



Membership Composition May 2026 Cumulative



Gender Composition May 2026 Cumulative

